



Home Learning Packets

Second Grade

Online resources are also available:

www.btcs.org

Week 3

Second Grade Distance Learning Packet

**Tennessee Department of Education announces partnership with PBS to deliver daily instructional content for Tennessee students beginning April 6th
10:00 am – 12:00 pm CST**

Suggestions for Learning Experiences – use as many or as few that works for your family				
Week 3	Read or listen to a story daily (digital links listed below in this chart)	Read or listen to a story daily (digital links listed below in this chart)	Read or listen to a story daily (digital links listed below in this chart)	Read or listen to a story daily (digital links listed below in this chart)
Reading	~Respond to reading (choices attached)	~Respond to reading (choices attached)	~Respond to reading (choices attached)	~Respond to reading (choices attached)
	*Students are able to take AR tests from home.	*Students are able to take AR tests from home.	*Students are able to take AR tests from home.	*Students are able to take AR tests from home.
Skill Practice	~Continue to practice handwriting with letters and numbers ~Sight words (attached)	~Continue to practice handwriting with letters and numbers ~Sight words (attached)	~Continue to practice handwriting with letters and numbers ~Sight words (attached)	~Continue to practice handwriting with letters and numbers ~Sight words (attached)
Calendar	~Say the days of the week ~Say the months of the year ~What's the weather like today? Temperature? ~Chart the weather (chart attached)	~Say the days of the week ~Say the months of the year ~What's the weather like today? Temperature? ~Chart the weather (chart attached)	~Say the days of the week ~Say the months of the year ~What's the weather like today? Temperature? ~Chart the weather (chart attached)	~Say the days of the week ~Say the months of the year ~What's the weather like today? Temperature? ~Chart the weather (chart attached)
Learning about our World	~Go for a walk in your neighborhood (with a grown-up) ~Notice homes or buildings in your neighborhood ~Choose two buildings or homes and draw a picture of them	~Go through each room of your home ~Create a map of your home (include rooms, hallways, doors, etc.) ~How would you tell a friend where your bedroom is? Use a piece	~Choose (3) objects in your home (fairly small) to see if those objects would sink or float in water (ask a grown-up first) ~Draw a picture of what the objects did (label the object and write sink or float)	~Using your (5) senses, go outside to see what you hear? See? Smell? ~Use a piece of paper to draw a picture answering each sense ~Describe in words what your picture shows using the same piece of paper
*The activities listed are suggestions				Good Friday

Please refer to www.btcg.org or your child's school webpage for additional information and digital resources.



<p>that can be done any day. Activity pages are attached.</p>	<p>~How are the same? ~How are they different? ~Explain your answers on a piece of paper</p>	<p>of paper and write what you would tell your friend</p>	<p>~Why do you think each object either sank or floated? Describe it to a grown-up</p>		
---	--	---	--	--	--

	<p>Critical Area Task: Two Schools</p> <p><i>See the attached task.</i></p> <p>Optional Games:</p> <p>Option 1:</p> <p>Use dice or playing cards to generate 3-digit numbers. Roll 3 dice or turn over 3 cards. Make the greatest number you can make with the 3 digits. Write the number in standard form, word form, and expanded form. For example, you roll or draw a 3, 5, 8.</p> <p>Math</p> <ul style="list-style-type: none"> • Standard form: 853 • Word form: eight hundred fifty-three • Expanded form: $800 + 50 + 3$ <p>Practice 3 to 5 numbers.</p> <p>Option 2:</p> <p>Build the Greatest or Least Number: Students put 3 blanks on a paper <u> </u>, <u> </u>, <u> </u>. Roll a di or draw one card at a time. Place the number in the blanks with the goal of trying to make either the greatest number or the least number. For example, the first number drawn is a 7. You might have put the 7 in the hundreds place. You cannot erase or move the 7. The next number</p>	<p>Critical Area Task: The Reading Challenge</p> <p><i>See the attached task.</i></p> <p>Optional Games:</p> <p>Option 1:</p> <p>Roll dice or draw cards to make two 2-digit numbers. Add the numbers to find the sum. Subtract to find the difference. Practice 10 problems.</p> <p>Option 2:</p> <p>Roll dice or draw cards to make two 2-digit numbers. Make the greatest sum and the least sum with two 2-digit numbers. How do you know you have the greatest and least sums?</p> <p>Option 3:</p> <p>Roll dice or draw cards to make two 2-digit numbers. Make the greatest difference and the least difference with two 2-digit numbers. How do you know you have the greatest and least differences?</p> <p>Option 4:</p>	
--	---	---	--

Please refer to www.btes.org or your child's school webpage for additional information and digital resources.

	drawn is a 5. You might put the 5 in the ones place. You cannot erase or move the 5. The next number drawn is an 8. Oh, no! It has to go in the tens place. Your number is 785. Is that the greatest number? No. What is the greatest number you could have built? 875. What is the least number you could have built? 578. Be sure to have students read the numbers correctly.	Roll dice or draw cards to make two 3-digit numbers. Find the sum of the two numbers and then find the difference of the two numbers. Practice 3 times.		
Creativity	Draw a self-portrait – use lots of details (attached)	Design a fish tank – use lots of details for the fish that is going to live there (attached)	Use magazines to create a face. Cut out eyes, nose, eyebrows, mouth, ears, etc. Glue/tape together or draw with pencil or crayons. (attached)	Draw yourself as a superhero – you are going to save the world (attached)
Physical Activity	Ask a grown-up to take you for a walk ~Make an obstacle course with your toys ~Have a grown-up time you to see how fast you get through the course	~Hop like a bunny or frog or waddle like a duck while counting by 10s to 100	~Do sit-ups while counting by 10s to 100	
Digital Links For Reading	https://www.myon.com/school/bristolreaders username: Bristol password: Bristol			Good Friday
	https://www.storylineonline.net/			
	https://www.getepic.com/			
	www.starfall.com			
Digital Links for Math	http://toytheater.com/category/math-games/			

Please refer to www.btcs.org or your child's school webpage for additional information and digital resources.

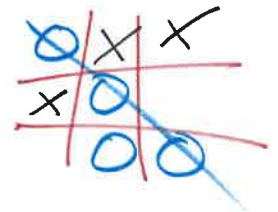
	<p>https://www.abcya.com/grades/k/numbers</p> <p>Classlink: @ https://www.btcs.org</p> <ul style="list-style-type: none"> • BrainPop Jr. • MobyMax • ThinkCentral 	 	
--	--	---	--

Please refer to www.btcs.org or your child's school webpage for additional information and digital resources.

Reading

Reading Response Tic Tac Toe

Do one of the activities below in your reading binder and mark it off with an **X**. The next time you do an activity, mark it with a **O**. Switch back and forth between **X** and **O** until you have a tic tac toe!



Why did you choose this book to read?




Write a three sentence summary of what you read today. Write the details in order.



If you could ask your main character one question, what would it be?



What character in your story would you like to invite over to your house? Explain why.



If you were the author, what's one thing you would change about the book and why?



If you wrote a sequel to this book, what title would you give it and why?



Describe the setting in your book including time and place.



You are going to give one character in your book an award for one of their character traits. What would the award be and why?



What lesson do you think the author wants you to learn from reading this story?

Book Review

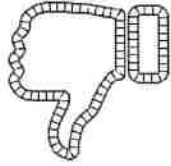
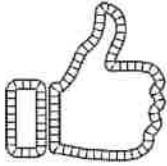
Title: _____

Author: _____

Nonfiction

Fiction

Would you recommend this book to a friend?



Why or why not?

How many stars do you think this book should receive?



Why did you give the book this many stars?

What was your favorite part of the book? Why was it your favorite?

This review was completed by _____

Name _____

Date _____

That Reminds Me!

Title: _____

When I read this part:

I was reminded of:

When I read this part:


I was reminded of:

A cartoon boy with a lightbulb idea is at the bottom right.

Name: _____

My Book Review

What did you think of the story you just read? Fill in the blanks below to write your very own book review. Then share your book review with a friend.



Title: _____

Author: _____

I give it this many stars:

Shade in 1-5 stars.

Take a look! Take a look! I just read a brand new book!

It was about _____, I really liked

main idea

something you liked about the book

I give it _____, yes I do!

number of stars (1-5)

star/stars

I _____ recommend this book to you!

would/would not

Name: _____

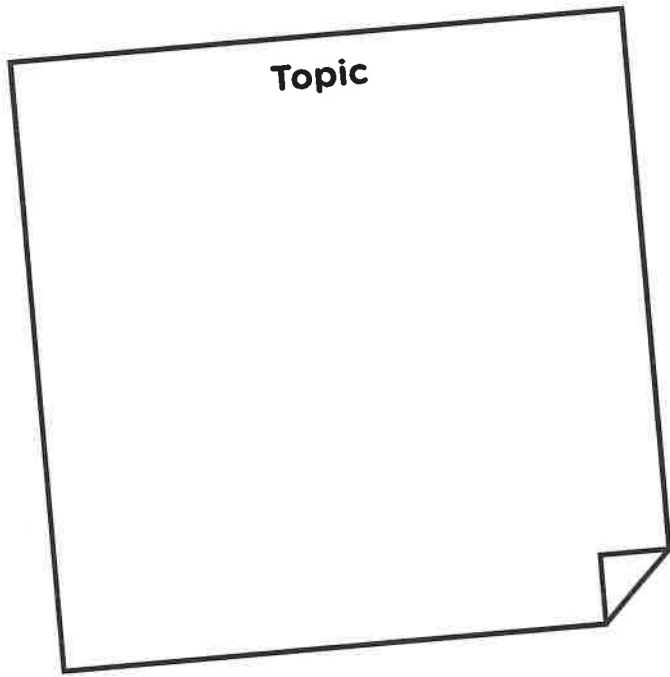
My Notes

Good readers note the important stuff! Notes are important details that you write down about a book. As you read, take notes about the book you are reading. Write down only the most important details.

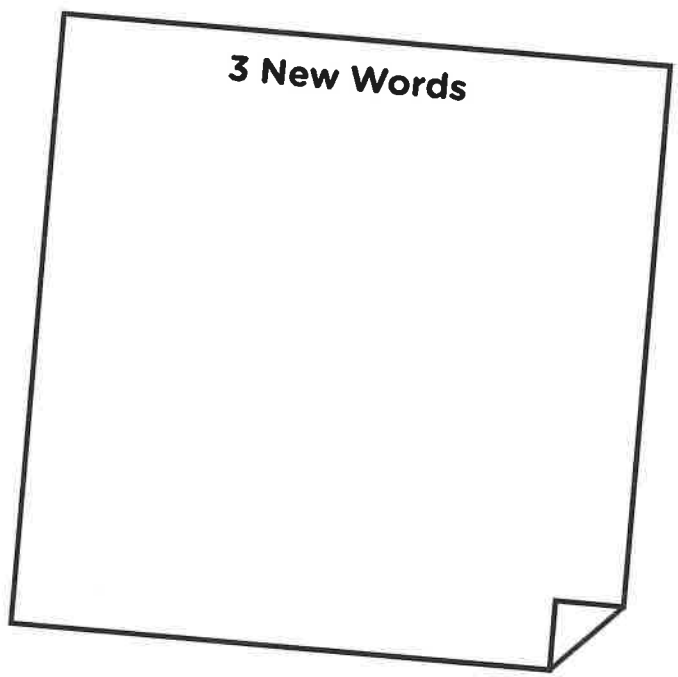
Book Title: _____

Author: _____

Topic



3 New Words




Important Details

1. _____

2. _____

3. _____



Name: _____

Book Detective

A *prediction* is a smart guess. Look closely at your book's cover, including the title, artwork, and author. What do these clues tell you about the book's topic? Before reading, write what you predict the book is about. After reading, write what you know the book is about.

Book Title: _____

BEFORE READING
I predict this book is about:

AFTER READING
I know this book is about:

The form is a large magnifying glass shape. The lens is a circle divided horizontally into two sections. The top section is labeled 'BEFORE READING' and contains the text 'I predict this book is about:'. The bottom section is labeled 'AFTER READING' and contains the text 'I know this book is about:'. The handle of the magnifying glass is at the bottom right. There are five question marks scattered around the magnifying glass: one at the top left, one at the top right, one on the right side, one at the bottom left, and one at the bottom center.

Name: _____

Questions Anyone?

Good readers ask questions. Lots of them! Then they try to find the answers.
How many of the questions below can you answer about the book?

What happened?

Who or What is it about?

Where did it happen?

Title

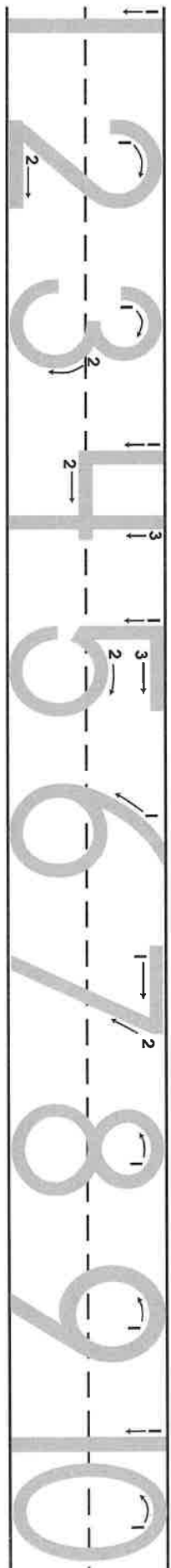
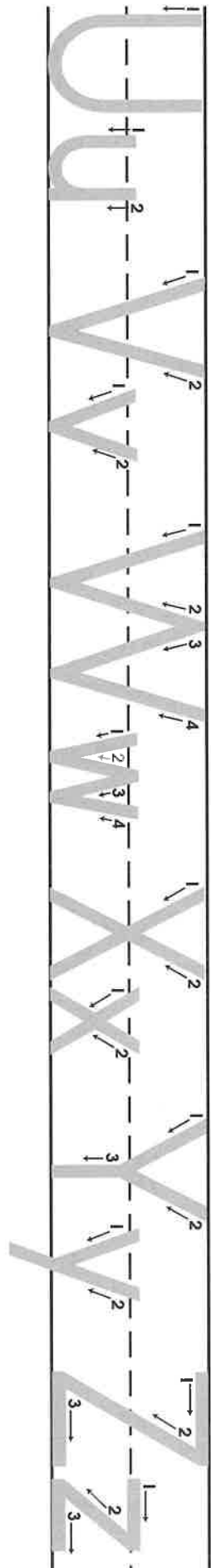
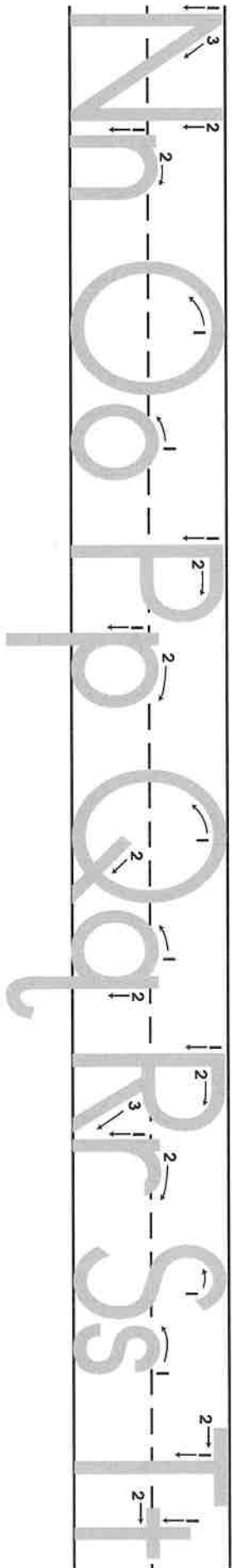
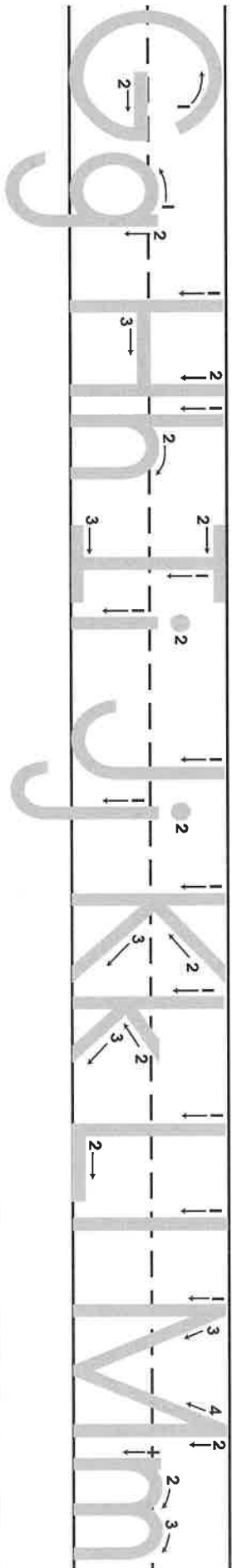
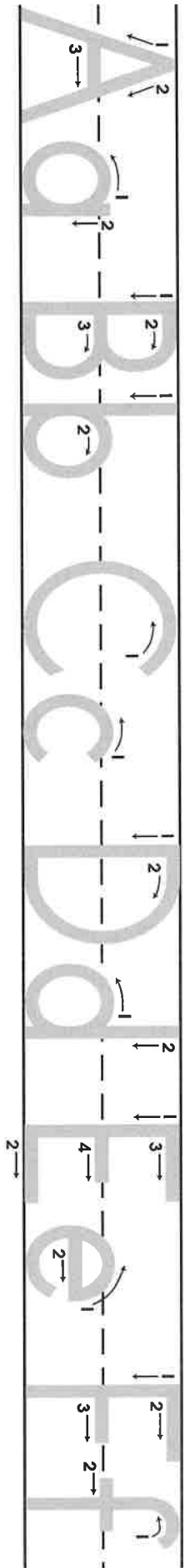
How did it happen?

When did it happen?


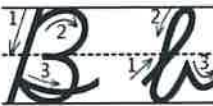
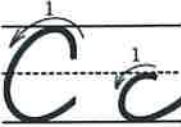




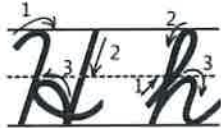








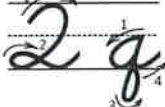



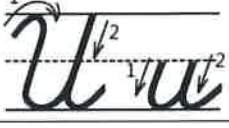
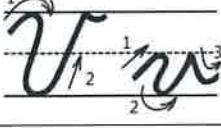
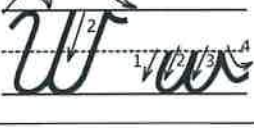
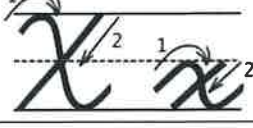


Why did it happen?

Skill Practice

Manuscript Alphabet and Numbers



Cursive Writing Guide – Letters

the

of

and

a

to

in

is

you

that

it

he

was

for

on

are

as

with

his

they

I

at

be

this

have

from

or

one

had

by

words

but

not

what

all

were

we

when

your

can

said

there

use

an

each

which

she

do

how

their

if

will

up

other

about

out

many

then

them

these

so

some

her

would

make

like

him

into

time

has

look

two

more

write

go

see

number

no

way

could

people

my

than

first

water

been

called

who

am

its

now

find

long

down

day

did

get

come







made

may

part

Calendar

Weather Chart

sunny 	
windy 	
stormy 	
partly cloudy 	
snowy 	
rainy 	
cloudy 